

ECONOMIC RELEASE

US

Initial Jobless Claims, Last 211k Exp 215k; Continued Jobless Claims, Last 1.79M Exp 1.78M.
Philly Fed Business Index, Last 23.2 Exp 21.









DO YOU KNOW!!!

The Farnese Blue diamond, which was passed down through European royal families for 300 years, sold at auction in Geneva on Tuesday for \$6.7 million, beating auctioneers Sotheby's estimate of 3.5-5.0 million. The 6.16 carat, dark grey-blue gem from the Golconda diamond mines of India was first given to Elisabeth Farnese, daughter of the Duke of Parma, in 1715 when she married Philip V of Spain. It was passed down through more than seven generations and, as their descendants married into other European families, it travelled from Spain to France, Italy and Austria. Two other jewels went for even higher prices, also eclipsing their estimates. An oval diamond ring weighing 50.39 carats went for 8.1 million francs, while a round brilliant-cut diamond weighing 51.71 carats sold for 9.26 million francs.

TECHNICAL ANALYSIS

	SUPPORT	SPOT	Δ	RESISTANCE	COMMENTS
EUR/USD	1.1460 - 1.1617	1.1820	-0.08%	1.1874 - 1.2049	EUR/USD printed a fresh yearly low at 1.1761 on the back of souring core inflation figures before catching a mild lift above 1.18. However, bearish pressures are still mounting on the pair with Italian politics derailing the calm mood in Europe. Little impactful data sits on the calendar today thus volatility could impose inside 1.1740/1.1874 with US dollar driving the broader markets.
USD/JPY	108.10 - 110.18	110.30	0.00%	112.25 - 113.30	USD/JPY Though the anti-risk Japanese Yen has picked up some bid on the drop in Asian stocks and renewed US/N.Korean tensions, the outlook remains positive and only a close below 110-territory could abort the bullish view. US jobless data today should be the risk drive event for the pair so keep the chin high inside 109.60/110.80.
GBP/USD	1.3120 - 1.3380	1.3545	0.33%	1.3643 - 1.4052	GBP/USD Oversold cable has gathered some pace courtesy of reports that the UK is willing to stay in customs union beyond 2021. The news isn't enough to confirm a bullish reversal and the pair still needs to break above 1.3618 to erode gradually the ongoing Brexit uncertainties. The quiet UK session today might keep sterling at the mercy of USD price dynamics holding back any further rally for the moment.
USD/CHF	0.9742 - 0.9865	1.0000	-0.20%	1.0009 - 1.0243	USD/CHF The firmness of the US dollar across the board seems not helping the pair to restore the up move towards the recent high at 1.0057. Nonetheless, the corrective drop is still meeting buying interest as the market remains pro-USD for the coming sessions.

AROUND THE WORLD

CURRENCY	COUNTRY	RATE	Δ
USD / LBP		1510.00	0.00%
AUD / USD		0.7535	0.87%
USD / CAD		1.2770	-0.70%
USD / BRL		3.6762	0.64%
USD / AED		3.6730	0.00%
USD / SAR		3.7502	-0.01%
USD / KWD		0.3018	0.00%
USD / JOD		0.7095	-0.07%
XAU	GOLD	1292.00	-0.15%
XAG	SILVER	16.35	0.31%
WTI	OIL	71.70	0.80%











INTERBANK RATES

	USD	EUR	GBP	JPY
LIBOR				
1 MONTH	1.93500	-0.398	0.49675	-0.04192
3 MONTHS	2.32563	-0.352	0.62688	-0.02300
6 MONTHS	2.49438	-0.313	0.75088	0.02579
1 YEAR	2.76148	-0.233	0.93388	0.12217
PRIME RATE	4.5			

BEIRUT STOCK EXCHANGE

USD	CLOSING	Δ	VOLUME	HIGH	LOW
SOL A	8.80	4.39%	63,630	8.80	8.51
SOL B	8.50	-0.70%	24,186	8.70	8.37
HOLCIM	15.33	0.00%	0	-	-
AUDI GDR	5.74	0.70%	26,000	5.75	5.66
BLOM GDR	11.69	0.00%	0	-	-
BYBLOS	1.52	0.66%	3,453	1.52	1.51

STOCK INDICES

		SG PARIS 		42.020	-1.49%
DOW JONES 	24,768.93	0.25%	CAC 40 	5,567.54	0.26%
NASDAQ 	7,398.29	0.63%	FTSE 	7,734.20	0.15%
S&P 500 	2,722.46	0.41%	GDAX 	12,996.33	0.20%
		NIKKEI 		22,868.78	0.43%
		HANG SENG 		31,097.96	-0.06%
		SHANGHAI 		3,162.22	-0.66%

EUROBONDS

	COUPON	MATURITY	PRICE		YIELD		
			Bid	Ask	Yield-Bid	Yield-Offer	
LEBANON JUN18	USD	5.150%	12-Jun-18	99.750	100.000	9.46%	5.03%
LEBANON NOV 18	USD	5.150%	12-Nov-18	99.250	100.250	6.78%	4.60%
LEBANON APR 19	USD	5.500%	23-Apr-19	98.500	99.500	7.21%	6.06%
LEBANON MAY 19	USD	6.000%	20-May-19	98.375	99.375	7.73%	6.66%
LEBANON NOV 19	USD	5.450%	28-Nov-19	96.500	97.500	7.94%	7.22%
LEBANON MAR 20	USD	6.375%	09-Mar-20	97.000	98.000	8.19%	7.58%
LEBANON APR 20	USD	5.800%	14-Apr-20	95.750	96.750	8.26%	7.67%
LEBANON JUN 20	USD	6.150%	19-Jun-20	95.750	96.750	8.42%	7.87%
LEBANON APR 21	USD	8.250%	12-Apr-21	99.250	100.250	8.54%	8.15%
LEBANON MAY 22	USD	6.250%	27-May-22	92.000	93.000	8.65%	8.34%
LEBANON OCT 22	USD	6.100%	04-Oct-22	90.750	91.750	8.69%	8.39%
LEBANON JAN 23	USD	6.000%	27-Jan-23	89.875	90.875	8.67%	8.39%
LEBANON MAY 23	USD	6.400%	26-May-23	90.750	91.750	8.72%	8.45%
LEBANON APR 24	USD	6.650%	22-Apr-24	90.500	91.500	8.74%	8.51%
LEBANON NOV 24	USD	6.250%	04-Nov-24	88.000	89.000	8.72%	8.50%
LEBANON DEC 24	USD	7.000%	03-Dec-24	91.750	92.750	8.68%	8.47%
LEBANON FEB 25	USD	6.200%	26-Feb-25	87.000	88.000	8.79%	8.57%
LEBANON JUN 25	USD	6.250%	12-Jun-25	87.000	88.000	8.76%	8.55%
LEBANON NOV 26	USD	6.600%	27-Nov-26	85.750	86.750	9.03%	8.85%
LEBANON MAR 27	USD	6.850%	23-Mar-27	86.750	87.750	9.06%	8.88%
LEBANON NOV 27	USD	6.750%	29-Nov-27	85.750	86.750	9.01%	8.84%
LEBANON NOV 28	USD	6.650%	03-Nov-28	84.500	85.500	8.97%	8.80%
LEBANON MAY 29	USD	6.850%	25-May-29	84.500	85.500	9.11%	8.95%
LEBANON FEB 30	USD	6.650%	26-Feb-30	82.750	83.750	9.06%	8.90%
LEBANON APR 31	USD	7.000%	22-Apr-31	84.500	85.500	9.06%	8.91%
LEBANON MAR 32	USD	7.000%	23-Mar-32	83.500	84.500	9.12%	8.98%
LEBANON NOV 35	USD	7.050%	02-Nov-35	82.500	83.500	9.06%	8.93%
LEBANON MAR 37	USD	7.250%	23-Mar-37	84.000	85.000	9.03%	8.90%
LEBANON NOV 18	EUR	5.350%	28-Nov-18	101.000	102.000	3.38%	1.45%

CONTACT: DEALING ROOM 01.483001 EXT 12100
MONDAY TO FRIDAY FROM 8:00 AM TO 22:30 PM

| KARIM EL KHOURY | MIKHAEL SLEIMAN | MICHELINE AOUN | JENNIFER BOUEZ | MAKRAM NASREDDINE | CELINE SENNO

This report is for information purposes only. All information herein is based on data obtained from sources considered to be reliable. However, SGBL does not guarantee the accuracy of the data. Opinions and estimates contained herein may change without notice. This report is not intended to be and should not be construed as an offer or solicitation to acquire, or dispose of any of the securities or issues mentioned in this report."